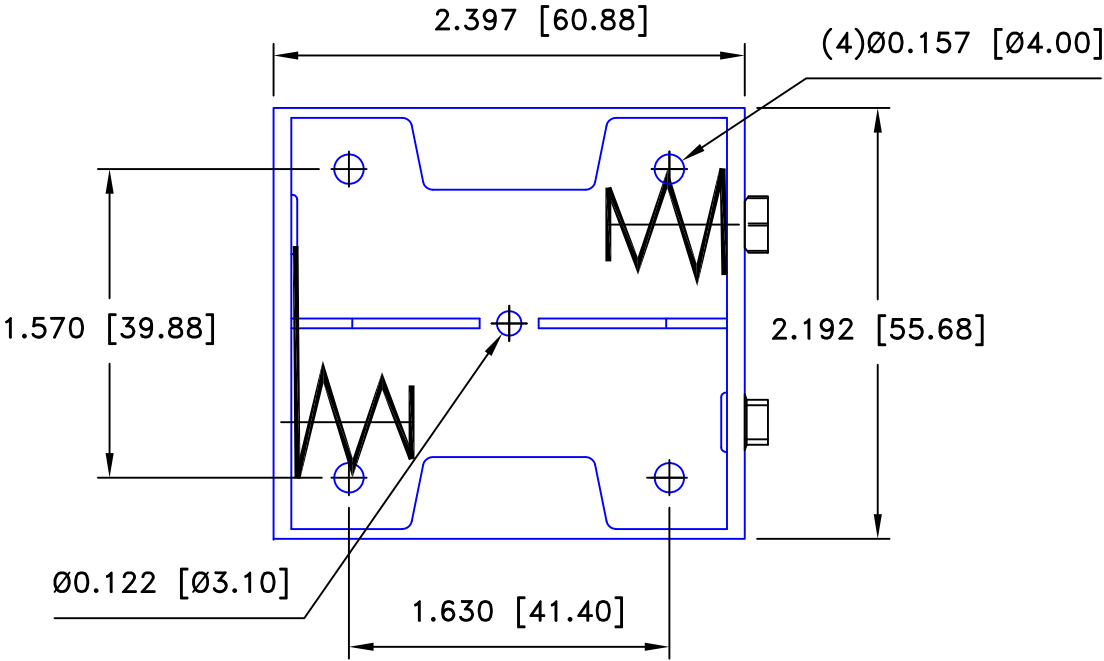
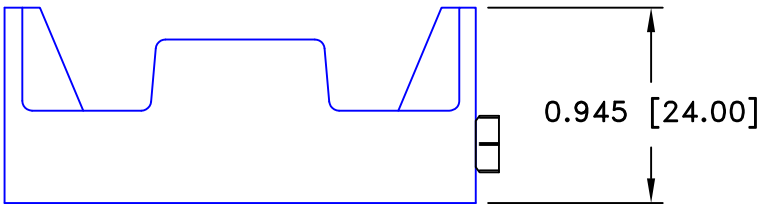


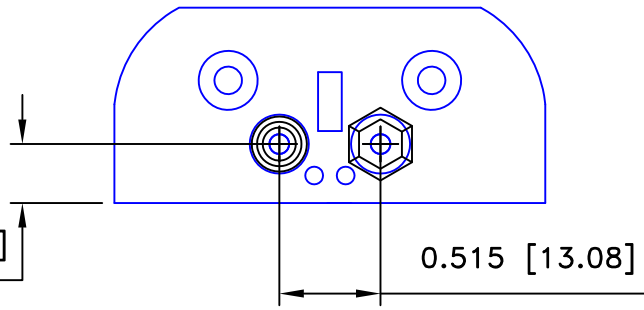
Date	SYM	REVISION RECORD	AUTH	DR.	CK.
11/07/03	A	.945 WAS .994	T.B.	B.S.	
03/08/13	B	UPDATED TO ROHS 2 COMPLIANT	T.B.	B.S.	
08/01/14	C	UPDATED TITLE	T.B.	B.S.	
06/02/17	D	DIM. 0.157 WAS 0.150 DIM. 0.122 WAS 0.125	T.B.	B.S.	



MOUNTING INSTRUCTION:
 USE 2-56 MACHINE SCREWS OR EYELETS 0.089" OD BY 0.15" FLANGE STIMPSON GS-3 SERIES OR EQUIVALENT. ALSO ADHESIVES AND DOUBLE SIDED TAPES WORK WELL.




Wire Leads shown



SPECIFICATIONS

Plastic material - Polypropylene
 Flammability Rating -UL94-HB, UL File NO. E216959
 Temperature Range: -10°C to +100°C
 Springs - Nickel Plated Spring Steel
 Rivets - Brass, Nickel Plated
 9Volt Snaps - Brass, Nickel Plated
 CONTACT RESISTANCE: UNDER 50mΩ FOR +/- CONTACTS PER EIA-540J000

ROHS 2 COMPLIANT

Tolerance (Except as noted)	 Memory Protection Devices, Inc 200 Broad Hollow Road, Farmingdale, New York 11735	Scale 1=1	Drawn By T.S.
			Approved By T.B.
decimal ±.5 (.020)	Title TWO "C" CELL HOLDER WITH SNAP FASTNER		
Fractional ± .8 (.030)		Date 6/02/17	Drawing Number BH2CSF
Angular ± 3°			